

Nitrite Titrets® Kit

K-7025: 250 - 2500 ppm

K-7050: 500 - 5000 ppm

Test Procedure

1. Fill the sample cup to the 25 mL mark with the sample to be tested (fig. 1).

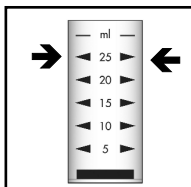


Figure 1

2. Snap the tip of the ampoule at the black snap ring (fig. 2).

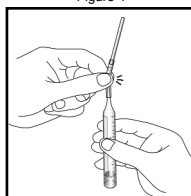


Figure 2

3. Lift the control bar and insert the Titret assembly into the Titrettor (fig. 3).

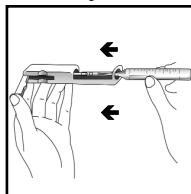


Figure 3

NOTE: The rigid sample pipe will extend approximately 1.5 inches beyond the body of the Titrettor.

4. Hold the Titrettor with the sample pipe in the sample. Press the control bar firmly, but briefly, to pull in a small amount of sample. The contents will turn **GREEN** (fig. 4).

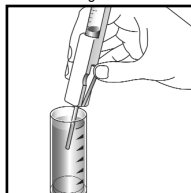


Figure 4

NOTE: NEVER press the control bar unless the sample pipe is in the sample.

5. Press the control bar again to draw another small amount of sample into the ampoule (fig. 4).

6. Rock the entire assembly to mix the contents of the ampoule. Watch for a color change from **GREEN through BLUE to ORANGE**.

7. Repeat steps 5 and 6 until a permanent color change occurs.

8. When the color of the liquid in the ampoule changes to **ORANGE**, remove the ampoule from the Titrettor. Hold the ampoule, **tip pointed upward**, and read the scale opposite the liquid level (fig. 5). Results are expressed in ppm (mg/Liter) sodium nitrite (NaNO_2).

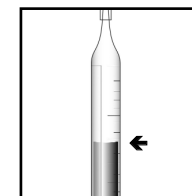


Figure 5

K-7025: direct read scale, no multiplication factor

K-7050: multiply scale unit by 500

Interpretation of Test Results

If the contents of the ampoule do not turn **green** in Step # 4, the nitrite concentration in the sample is above the test range. If the ampoule fills completely and the contents do not turn **orange**, the nitrite concentration is below the test range.

Test Method

The Nitrite Titrets®¹ kit employs a ceric sulfate titrant and a ferroin endpoint indicator.²

1. Titrets is a registered trademark of CHEMetrics, Inc. U.S. Patent No. 4,332,769

2. Developed by CHEMetrics, Inc.

Safety Information

Read SDS (available at www.chemetrics.com) before performing this test procedure. Wear safety glasses and protective gloves.

Visit www.chemetrics.com to view product demonstration videos.

Always follow the test procedure above to perform a test.



Simplicity in Water Analysis

www.chemetrics.com

4295 Catlett Road, Midland, VA 22728 U.S.A.

Phone: (800) 356-3072; Fax: (540) 788-4856

E-Mail: orders@chemetrics.com

Feb. 18, Rev. 14