

Iron CHEMets Kit

K-6010/R-6001: 0 - 1 & 1 - 10 ppm

Safety Information

Read SDS (available at www.chemetrics.com) before performing this test procedure. Wear safety glasses and protective gloves.

Soluble Iron Procedure

1. Fill the sample cup to the 25 mL mark with the sample to be tested (fig 1).
2. Place the CHEMet ampoule, tip first, into the sample cup. Snap the tip. The ampoule will fill leaving a bubble for mixing (fig 2).
3. To mix the ampoule, invert it several times, allowing the bubble to travel from end to end.
4. Dry the ampoule. Obtain a test result **4 minutes** after snapping the tip.
5. Obtain a test result using the appropriate comparator.

- a. **Low Range Comparator (fig. 3):** Place the ampoule, flat end first, into the comparator. Hold the comparator up toward a source of light and view from the bottom. Rotate the comparator until the best color match is found.
- b. **High Range Comparator (fig. 4):** Place the ampoule between the color standards until the best color match is found.

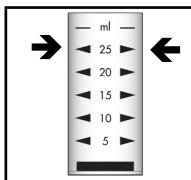


Figure 1

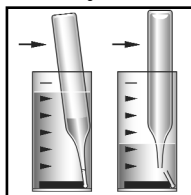


Figure 2




Figure 3

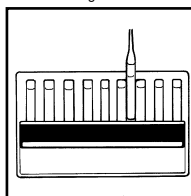


Figure 4

Total Iron Procedure

1. Fill the sample cup to the 25 mL mark with the sample to be tested (fig. 1).
2. Add 5 drops of A-6000 Activator Solution. Stir briefly. Wait **4 minutes**.
3. After 4 minutes, stir the sample once again and then perform the **Soluble Iron Procedure** using this pretreated sample. Obtain a test result **1 minute** after snapping the tip (step 4).

Test Method

The Iron CHEMets^{®1} test method employs the phenanthroline chemistry.^{2,3,4} Ferrous iron reacts with 1,10-phenanthroline to form an orange colored complex in direct proportion to the soluble iron concentration. Total iron (ferrous plus ferric) is determined by adding a mixture of thioglycolic acid and ammonia to the sample. This mixture dissolves most forms of particulate iron. Certain forms of very insoluble iron (magnetite, ferrite, etc.) require a digestion procedure in place of the Total Iron Procedure. Contact technical@chemetrics.com for details.

1. CHEMets is a registered trademark of CHEMetrics, LLC U.S. Patent No. 3,634,038
2. APHA Standard Methods, 23rd ed., Method 3500-Fe B - 1997
3. ASTM D 1068 - 77, Iron in Water, Test Method A
4. J.A. Tetlow and A.L. Wilson, "The Absorptiometric Determination of Iron in Boiler Feed-water," Analyst, Vol. 89, p 442 (1964).

Sampling and Preservation

For soluble iron, analyze sample immediately upon collection. For total iron, analyze sample at the time of collection if possible. Otherwise, adjust the sample pH to less than 2 with nitric or hydrochloric acid. If the pH of the preserved sample is <1, adjust to pH 2-3 prior to analysis. If necessary, adjust test results for sample dilution resulting from preservation and pH adjustment.

Visit www.chemetrics.com to view product demonstration videos.
Always follow the test procedure above to perform a test.



www.chemetrics.com
4295 Catlett Road, Midland, VA 22728 U.S.A.
Phone: (800) 356-3072; Fax: (540) 788-4856
E-Mail: orders@chemetrics.com

Jan. 23, Rev. 16