

# Calcium Hardness Titrets<sup>®</sup> Kit

K-1705: 50 - 500 ppm

## Test Procedure

1. Fill the sample cup to the 20 mL mark with the sample to be tested (fig. 1).
2. Add 3 drops of A-1700 Indicator Solution (fig. 2). Stir to mix the contents of the cup.
3. Snap the tip of the ampoule at the black snap ring (fig. 3).

**NOTE:** When the tip is snapped, the flexible tubing will remain in place on the neck of the ampoule.

4. Lift the control bar and insert the Titret assembly into the Titrettor (fig. 4).

**NOTE:** The rigid sample pipe will extend approximately 1.5 inches beyond the body of the Titrettor.

5. Hold the Titrettor with the sample pipe in the sample. Press the control bar firmly, but briefly, to pull in a small amount of sample (fig. 5). The contents will turn **ORANGE**.

**NOTE:** NEVER press the control bar unless the sample pipe is in the sample.

6. Press the control bar again to draw another small amount of sample into the ampoule (fig. 5).

7. Rock the entire assembly to mix the contents of the ampoule. Watch for a color change from **ORANGE to BLUE**.

8. Repeat steps 6 and 7 until a permanent color change occurs.

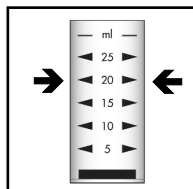


Figure 1

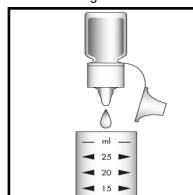


Figure 2

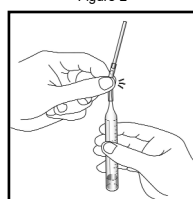


Figure 3

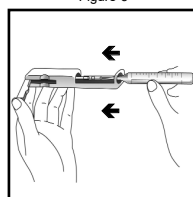


Figure 4

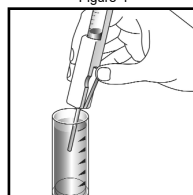


Figure 5

9. When the color of the liquid in the ampoule changes to **BLUE**, remove the ampoule from the Titrettor. Hold the ampoule, **tip pointed upward**, and read the scale opposite the liquid level (fig. 6). Results are expressed in ppm (mg/Liter) calcium carbonate (CaCO<sub>3</sub>).

**NOTE:** To convert to grains per gallon, divide test result by 17.16.

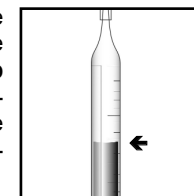


Figure 6

## Interpretation of Test Results

If the contents of the ampoule do not turn **orange** in Step # 5, the calcium concentration in the sample is above the test range. If the ampoule fills completely and the contents do not turn **blue**, the calcium concentration is below the test range.

## Test Method

The Calcium Hardness Titrets<sup>®1</sup> test method employs the ethyleneglycol-bis(2-aminoethylether)-N,N,N',N'-tetraacetic acid (EGTA) titrimetric chemistry.<sup>2</sup>

1. Titrets is a registered trademark of CHEMetrics, LLC U.S. Patent No. 4,332,769
2. West, T.S., DSC, PhD., Complexometry with EDTA and Related Reagents, 3rd ed., p. 46, 164 (1969)

## Safety Information

Read SDS (available at [www.chemetrics.com](http://www.chemetrics.com)) before performing this test procedure. Wear safety glasses and protective gloves.

Visit [www.chemetrics.com](http://www.chemetrics.com) to view product demonstration videos.  
Always follow the test procedure above to perform a test.



[www.chemetrics.com](http://www.chemetrics.com)  
4295 Catlett Road, Midland, VA 22728 U.S.A.  
Phone: (800) 356-3072; Fax: (540) 788-4856  
E-Mail: [orders@chemetrics.com](mailto:orders@chemetrics.com)

May 23, Rev. 11