

Phosphate Vacu-vials® Kit

K-8513

Instrument Set-up

For CHEMetrics photometers, follow the **Setup and Measurement Procedures** in the operator's manual. For spectrophotometers, set the wavelength to 690 nm. A sealed ZERO ampoule is supplied in this kit for zeroing when the sample is colorless and not turbid. For improved accuracy with colored or turbid samples, Sample Zeroing Accessory Pack, Cat. # A-0503 is recommended. Using the sample cup, snap the tip of the A-0503 ampoule in the sample (see figure 3 below). Invert the ampoule to mix. Dry the ampoule and use it in place of the supplied ZERO ampoule to zero the instrument.

Test Procedure

1. Fill the sample cup to the 25 mL mark with the sample to be tested (fig. 1).
2. Add 2 drops of A-8500 Activator Solution (fig. 2). Cap the sample cup and shake it to mix the contents.
3. Place the Vacu-vial ampoule, tip first, into the sample cup. Snap the tip. The ampoule will fill leaving a bubble for mixing (fig. 3).
4. To mix the ampoule, invert it several times, allowing the bubble to travel from end to end.
5. Dry the ampoule. Obtain a test result **3 minutes** after snapping tip.
6. Insert the Vacu-vial ampoule into the photometer, flat end first, and obtain a reading.

NOTE: If using a spectrophotometer that is not pre-calibrated for CHEMetrics products, then use the **equation below** or the **Concentration Calculator** found under the Support tab at www.chemetrics.com.

$$\text{ppm PO}_4 = 5.38 (\text{abs}) - 0.09$$

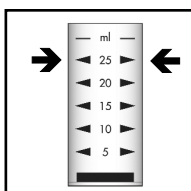


Figure 1

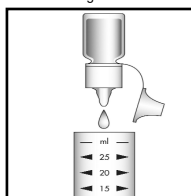


Figure 2

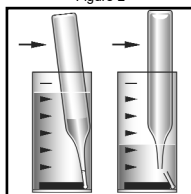


Figure 3

Test Method

The Phosphate Vacu-vials®¹ test kit employs the stannous chloride chemistry.² In an acidic solution, ortho-phosphate reacts with ammonium molybdate to form molybdophosphoric acid, which is then reduced by stannous chloride to the intensely colored molybdenum blue. The resulting blue color is directly proportional to the phosphate concentration.

Condensed phosphates (pyro-, meta- and other polyphosphates) and organically bound phosphates do not respond to this test. Sulfide, thiosulfate, and thiocyanate will cause low test results.

1. Vacu-vials is a registered trademark of CHEMetrics, LLC U.S. Patent No. 3,634,038
2. APHA Standard Methods, 23rd ed., Method 4500-P D - 2005

Instrument Ranges

V-2000 Photometer: 0 - 8.00 ppm PO₄ (Prog. # 159)
0 - 2.64 ppm P (Prog. # 160)

V-3000 Photometer: 0 - 5.00 ppm PO₄ (Prog. # 160)
0 - 1.63 ppm P (Prog. # 160)

Spectrophotometer: 0 - 5.00 ppm PO₄

Safety Information

Read SDS (available at www.chemetrics.com) before performing this test procedure. Wear safety glasses and protective gloves.

Visit www.chemetrics.com to view product demonstration videos.
Always follow the test procedure above to perform a test.



www.chemetrics.com
4295 Catlett Road, Midland, VA 22728 U.S.A.
Phone: (800) 356-3072; Fax: (540) 788-4856
E-Mail: orders@chemetrics.com

May 23, Rev. 23