

Phosphate VACUettes® Kit

K-8510D/R-8510D: 0 - 30 & 30 - 300 ppm PO₄

Safety Information

Read SDS before performing this test procedure. Wear safety glasses and protective gloves.

Test Procedure

1. Fill the dilutor snapper cup to the -ml- mark with **distilled water** (fig. 1).
2. Add 2 drops of S-8500 Activator Solution (fig. 2). Cap the cup and shake it to mix the contents well.
3. Fill the micro-test tube approximately halfway with the sample to be tested (fig. 3).
4. Place a VACUette tip firmly on to the ampoule tip.
5. Holding the VACUette almost horizontally, touch the tip to the contents of the micro-test tube (fig. 3).

NOTE: The capillary tip will fill completely with sample.

6. Pull the VACUette into a vertical position. A small portion of the collected sample should fall into the sleeve of the VACUette tip (fig. 4).

NOTE: If none of the sample falls **immediately**, tap lightly on the shoulder of the ampoule.

7. Place the VACUette between the vertical tip guides on the inside of the dilutor snapper cup. Snap the ampoule tip. The ampoule will fill leaving a bubble for mixing (fig. 5).

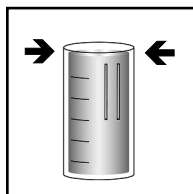


Figure 1

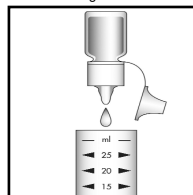


Figure 2

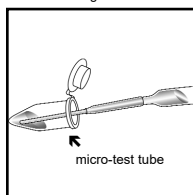


Figure 3

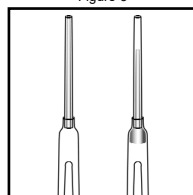


Figure 4

8. To mix the ampoule, invert it several times, allowing the bubble to travel from end to end.
9. Dry the ampoule. Obtain a test result **2 minutes** after snapping the tip.
10. Obtain a test result using the appropriate comparator.

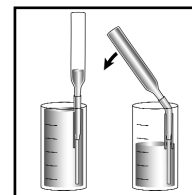


Figure 5

- a. **Low Range Comparator (fig. 6):** Place the ampoule, flat end first into the comparator. Hold the comparator up toward a source of light and view from the bottom. Rotate the comparator until the best color match is found.




Figure 6

- b. **High Range Comparator (fig. 7):** Place the ampoule between the color standards until the best color match is found.

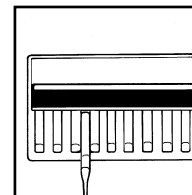


Figure 7

Test Method

The Phosphate VACUettes®¹ test kit employs the stannous chloride chemistry.² In an acidic solution, ortho-phosphate reacts with ammonium molybdate to form molybdophosphoric acid, which is then reduced by stannous chloride to the intensely colored molybdenum blue. The resulting blue color is directly proportional to the phosphate concentration.

Condensed phosphates (pyro-, meta- and other polyphosphates) and organically bound phosphates do not respond to this test. Sulfide, thiosulfate, and thiocyanate will cause low test results.

1. VACUettes is a registered trademark of AquaPhoenix Scientific, LLC U.S. Patent Nos. 4,537,747 & 4,596,780

2. APHA Standard Methods, 23rd ed., Method 4500-P D - 2005